



# Big and Small




Pineapple  
is big



Lemon  
is small




Banana  
is big



Cherry  
is small

Circle the bigger object



Circle the big number.

4 2 1 9

6 3 15 11

17 12 19 8

Circle the small number.

7 5 18 16

11 13 1 20

14 3 2 18



# Far-near

Tick the sheep which is near.



Tick the bird which is near the tree.





Circle the butterfly which is near the flower.



Let's memorize




1. Circle the small fruit.



2. Circle the tall tree.



3. Circle the thick candle.




4.

Circle the sky which has **less** stars.



5.

Circle the boy which is **near** the car.



6.

Circle the object that is **light**.



Write the numbers 1 to 50



1

11

21

31

41

50

Help!! Baby kitten lost her way! Help her to find her Momma by filling the missing number from 21-50



21



23



26





45


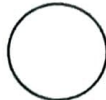


28

49



38



42

30



34



31

Let's learn



# Shapes

CIRCLE



OVAL



SQUARE




TRIANGLE



RECTANGLE








SEMI CIRCLE





Match the shapes with the correct picture



Remarks



signature

# Let's Count and Circle



Count the number of objects and circle the number on the right.

	10	8	7
--	----	---	---

	7	8	5
--	---	---	---

	4	5	7
--	---	---	---

	3	5	4
--	---	---	---



	8	6	9
--	---	---	---

Remarks



signature

Count and write the number.



Let's learn  
**Number names**



one



two



three



four



five



six



seven



eight




nine



ten

# Let's memorize

## Count and match



six

two

five

eight

ten

three

one

Write the number names - 1 to 10

1

2

3

4

5

6

7

8

9

10

Write numbers from 51 to 80

51

61

71

52

62

72

53

63

73

54

64

74

55

65

75

56

66

76

57

67

77

58

68

78

59

69

79

60

70

80